

PROVIDES A VARIETY OF **RECEPTACLES** AND **SWITCHES**?

HELPS ME FIND THE RIGHT **LIGHTING** FOR MY HOME?

CARRIES **A LARGE INVENTORY** OF MOBILE HOME PARTS?

HAS **PLUGS, CABLES** AND **CIRCUIT BREAKERS**?

THE ANSWER IS



LIGHT MY SHED II - SOLAR CHARGED LIGHT

No outside electrical wiring needed. Compass for easy solar panel adjustment. Built in night light to find switch easily. Low voltage provides safe use and installation. Solar lighting for all structures. Ni-Mh rechargeable battery. 1200ma charging capacity, super bright LED, solar cell. Up to 2 hours light duration.

4 x AA 1.2V
Light: 19 x 4 x 3

0280950



Adjustable Solar Panel



Light Fixture: 19 x 4 x 3

CROWN SOLAR SHED LIGHT

No electrical wires to install. Completely waterproof. Can be easily installed on all types of material; metal, wood or plastic. Charged by a powerful Mono Crystal solar panel. LED light never needs to be replaced. Requires only 1 hole of 0.6". Lamp can be installed at any required angle. Up to 3-4 hours run-time. Built-in night light to find switch easily. Easy adjustment of solar panel. Ni-Mh rechargeable battery. 600mAh charging capacity. Super bright LED, solar cell. Up to 4 hours light duration.

2 x 1.2V
Light Diameter 5

0280951



Variable direction of solar panel

BAYTOWN SOLAR LAMP

Solar powered lamp. Fits great on pillars, fences, or any exterior walls. Cone reflector technology to create the brightest light possible, super bright LEDs, elegant style. Durable, powder-coated cast-aluminum, weather and rust resistant frame requiring no maintenance. Energy efficient—automatically turns on at dusk and off at dawn. Manual Hi/Lo light brightness switch. 6 Super Bright LEDs with patented prism. New efficient 3.2V/1500Ma Lithium rechargeable batteries included. Beautiful beveled glass. Lithium rechargeable battery, 1500mA charging capacity, Solar panel power source, 10-12 hours light duration.

Voltage 3.2V
18 H x 8.5 W x 6.5 D

0280952 BLACK



BRUSHED NICKEL PORCH LIGHT

Brushed nickel with glass.

0280105 12/CTN.



PORCH LIGHT

Height: 17-1/2"

Projection: 8-1/2"

Bulbs: One 60W
(not included)

Mounting Base: 4-3/4"

0284034 BLACK

0284035 WHITE



EXTERIOR LIGHT



0280106 RUSTIC PETINA

0280107 BRUSHED NICKEL (SHOWN)

METAL OUTSIDE LIGHT - ELECTRIC



Projection: 6". Bulbs: One 60W (not included).
UL listed. Black finish. Use with globe 0280902.

0280903 FIXTURE ONLY; 24/CTN.

0280902 GLASS GLOBE ONLY; 48/CTN.

PLASTIC OUTSIDE LIGHT - ELECTRIC



Projection: 5-3/4"

Bulbs: One 60W (not included)

UL listed.

0280904 BLACK FIXTURE ONLY

0280906 WHITE FIXTURE ONLY

0280902 GLASS GLOBE ONLY; 48/CTN.

0280907 REPLACEMENT HARDWARE

DOMED CEILING FIXTURE

Interior ceiling fixture with white alabaster domed globe. 11"

0280331 WHITE (SHOWN)

0280330 BRUSHED NICKEL



SINGLE BULB CEILING FIXTURE

Interior ceiling fixture. 3.25". Globes sold separately.



0280099 BASE ONLY, WHITE

0280097 BASE ONLY, BRUSHED NICKEL

0280098 BASE ONLY, WHITE W/PULL CHAIN 24/CTN

0283701 SMOOTH WHITE GLOBE

0284030 CLEAR RIBBED GLASS GLOBE

TWO-BULB FIXTURE

Projects 6", white fixture, uses two 60W (not included).

0280103 24/CTN.

0280098 WITH CHAIN PULL



ACORN NUTS

White plastic; 50/Ctn.

0281605



8" TWO-BULB LIGHT FIXTURE

Interior, 2-Bulb, polished brass light fixture. Globe sold separately.



0280505 COMPLETE FIXTURE, COMES WITH GLOBE

6" SINGLE BULB FIXTURE

Globe sold separately.



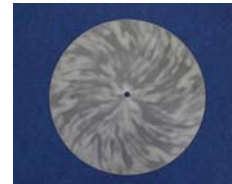
0280403 WHITE FIXTURE 24/CTN

0280402 ALABASTER GLASS GLOBE FOR 6" FIXTURE

REPLACEMENT SHADES

15" alabaster swirl glass.

0280301 12/CTN




14" plastic diffuser.

0280102 48/CTN



12" square glass diffuser.

0280201 12/CTN



THREE-LAMP WALL MOUNT FIXTURE

24" brushed nickel with white alabaster globes.
Fixture requires 3 shades, not included.

0284047 FIXTURE ONLY
0281202 GLASS GLOBES



BRASS ARM WALL FIXTURE

Projection: 6"
Height: 8"
Finish: Polished brass
Bulb: One 60W
Neck: 2-1/4"

(Shade and bulb not included)

0280409 BRASS ARM WITH WALL SWITCH
0281202 REPLACEMENT GLOBES



REPLACEMENT SHADES

7.25" white alabaster glass globe with 1.5" screw-in throat.

0284050



Smooth Glass Globe – 3-1/4" throat opening

0283701



White alabaster glass

0280402 6" OPENING, 24/CTN



Clear cut crystal glass 6" dia x 6" high with a 3-1/4" throat opening.

0283704



Alabaster Glass – 2-1/4" throat

0281202 24/CTN



Clear ribbed glass – w/3-1/4" throat opening.

0284030



DROP WORKLITE - RECHARGEABLE

- 35 total long-life LED lights
- Cordless rechargeable unit with AC/DC charging adapters included
- Nine LED lights on the end of light doubles as a spotlight/flashlight
- Durable plastic construction with polycarbonate lens
- 360 Degrees rotating swivel hook
- Cushioned grip with convenient instant-ON switch
- Magnetic clamp
- Up to 12 hours of battery life (when used only as a flashlight)

0284040



ENERGY-SAVING FLUORESCENT CLOSET LIGHT

0280120 CLOSET LIGHT W/ FLUORESCENT BULB



ENERGY SAVING SPIRAL LIGHT BULBS



- 0281714 13W (EQUIV. 60W)
- 0281715 20W (EQUIV. 75W)
- 0281716 23W (EQUIV. 100W)
- 0281762 13W, (EQUIV. 60W) 4/PK
- 0281763 18W, (EQUIV. 75W) 4/PK
- 0281765 23W, (EQUIV. 100W) 4/PK

VANITY BULBS



- 0281710 3.75", 60W
- 0281709 3", 40W

SINGLE SWITCH PLATE

0222301 IVORY; 250/CTN.
0222303 WHITE; 250/CTN.
0222302 BROWN; 250/CTN.



MIDI SWITCH PLATE

For larger boxes: 3-1/8" W x 4-7/8" H.

0222304 IVORY; 100/CTN.
0222295 WHITE; 100/CTN.
0222305 BROWN; 100/CTN.



DOUBLE SWITCH PLATE

4-15/16" W x 4-7/8" H.
100/Ctn.

0222300 IVORY
0222299 WHITE



DUPLEX RECEPTACLE PLATE

0222601 IVORY; 250/CTN.
0222603 WHITE; 250/CTN.
0222602 BROWN; 250/CTN.



MIDI RECEPTACLE PLATE

For larger outlet boxes:
3-1/8" W x 4-7/8" H for
single gang. 100/Ctn.

0221203 IVORY
0221205 WHITE
0221204 BROWN



STANDARD DUPLEX RECEPTACLE



Residential grade exclusive "Quick Thread" makes installation of wall plates and receptacles quicker and easier. One push for a snug fit. Just push in the screw and turn. 15A 125V, grounding; push and side wire terminations.

0221200 WHITE
0221201 IVORY
0221202 BROWN

TOGGLE SWITCH

Residential grade, 15 Amp 120V. Elongated strap with continuous plaster ears to fit device flush to the wall surface. Single-pole toggle switch; grounding; push and side wired.

0221703 WHITE
0221701 IVORY
0221702 BROWN



SINGLE BLANK

0225005 WHITE; 100/CTN.
0225006 BROWN; 100/CTN.
0225007 IVORY; 100/CTN.



DOUBLE BLANK

0225008 BROWN; 50/CTN.
0225009 WHITE; 50/CTN.
0225010 IVORY; 50/CTN.

COMBINATION WALLPLATES

2-Gang; 1-blank; 1-duplex; box mount
0225015 WHITE

2-Gang; 1-Toggle; 1-blank; box mount
0225016 WHITE



SELF-CONTAINED RECEPTACLES & SWITCHES

Wirecon Self-Contained Devices are designed to meet the increasing industry demand for correct and faster installation. Wirecon's SCD's are self-contained, completely insulated and DO NOT require a separate outlet box.

Use with #14 or #12 AWG wirecopperNM or NMB cable only.

Devices secure to the wall surface with two self-ranging pawls and are ideal for factorybuilt and transit applications where vibration-resistance is especially important. Finish off SCD installations with Wirecon's Snap-On or standard Screw-On wall plates for a decorative appeal that is identical to conventional residential devices.



Decorator Receptacle

15A Duplex

- 0222326 WHITE
- 0222322 IVORY
- 0222321 BROWN



Snap-On Plates

- 0222355 WHITE
- 0222356 IVORY
- 0222357 BROWN

Conventional Receptacle

15A Duplex

- 0222347 WHITE
- 0222345 IVORY



Snap-On Plates

- 0222348 WHITE
- 0222346 IVORY

Pawls

Plastic Pawl (Wing)
0222325

Screws for Pawls
0222328



Decorator Switches

15A 120 volt

- 0222337 WHITE, NON-GANGABLE
- 0222338 WHITE, GANGABLE
- 0222339 LT. ALMOND, GANGABLE
- 0222293 REPLACEMENT ROCKER, WHITE



Plates

- 0222355 WHITE, SINGLE, SNAP-ON
- 0222308 WHITE, SINGLE, SCREW-IN
- 0222307 WHITE, 2-GANG, SCREW-IN
- 0222356 IVORY, SINGLE, SNAP-ON
- 0222309 IVORY, SINGLE, SCREW-IN
- 0222306 IVORY, 2-GANG, SCREW-IN
- 0222358 LIGHT ALMOND, SINGLE, SNAP-ON
- 0222310 BROWN, SINGLE, SCREW-IN

Conventional Switches

15A 120 volt

- 0222327 WHITE, NON-GANGABLE.
- 0222336 WHITE, GANGABLE



Plates

- 0222333 WHITE, SINGLE SNAP-ON
- 0222303 WHITE, SINGLE GANGABLE, STD SCREW-IN
- 0222299 WHITE, DOUBLE STD SCREW-IN

Installation Tool

Performance, speed and safety were the driving forces behind the redesign of the Wirecon installation tool. Having the ability to install multiple conductors into the self-contained device quickly and accurately was the focus of our design. Now the installer can position the conductors over the insulation-displacement contacts and quickly terminate the conductors. Installation tool, complete with wire installation pushers.

0381520



RESIDENTIAL QUIET ROCKER SWITCHES

Smooth, quiet rocker switch. Self-grounding feature. Ultrasonically welded cover and base provides maximum strength. Push, side and back wire terminations.



0222294 WHITE
0222311 IVORY

DECORATOR PLATES

- Pre-inserted captive screws for faster assembly
- Virtually unbreakable nylon
- Curved corners blend into any interior
- Reinforcement ribs for stiffness
- Smooth wall plate for easy cleaning



0222308 1-GANG WHITE
0222309 1-GANG IVORY
0222310 1-GANG BROWN
0222307 2-GANG WHITE
0222306 2-GANG IVORY

GROUND FAULT INTERRUPTER RECEPTACLE W/PLATE

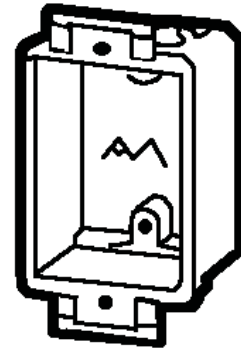
Fits easily into standard surface flush boxes. Feed-through ready. UL listed. 15 amp 125V at receptacle 20 amp 125V feed-through. 10/Ctn.



0222889 WHITE
0222891 IVORY

SINGLE-GANG

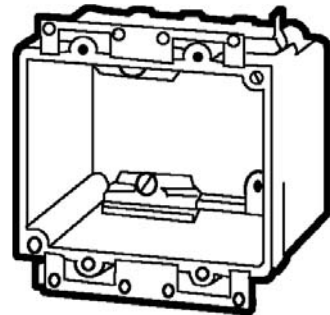
Plastic. OD: 1-3/4" D, 3-3/4" H, 2-3/8" W. Ears securely molded to box.



0221103 W/EARS
0221105 W/EARS & SWING BRACKET
0222325 PLASTIC WINGS (PAWLS)
0222328 SCREWS FOR WINGS

TWO-GANG

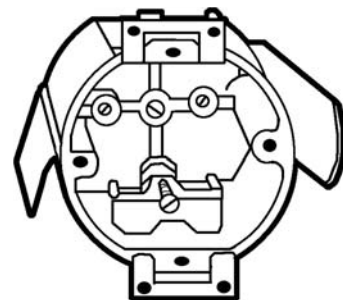
Plastic. OD: 2-3/4" D, 3" H, 4" W. Ears securely molded to box. Wire clamps included; bulk packaged.



0221104

ROUND BOX


3.5" round outlet box, 2-1/8" diameter w/high clamps, ears and snap-in bracket which secures box to wall or ceiling.



0221106

WEATHERPROOF MALE MOTOR BASE

Three-wire outdoor wire receptacle with snap cover. Parallel grounding motor base. #999I.



0222815 50/CTN.

WEATHERPROOF PROTECTIVE PLATE

Weatherproofs any conventional or "U" ground duplex receptacle, duplex switch or combination switch/receptacle. Snaps shut with self-sealing rubber gaskets. Indestructible Lexan® polycarbonate. 50/Ctn.



0221400 GRAY

0221405 WHITE

0221420 EXTRA DEEP – BLACK WITH CLEAR COVER

MH 4-WIRE DRYER CORD


Round rubber jacketed wire, molded-on plug. Black 4-wire 4' for mobile homes, 30 amp. 12/Ctn.



0220307

RANGE RECEPTACLE

4-wire, 50 amp, 125/250-volt range receptacle with "Quick-Lok" terminals. 50/Ctn.



0224201

DRYER RECEPTACLE

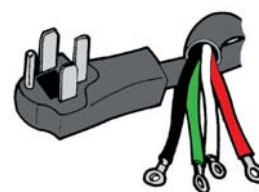
4-wire, 30 amp, 125/250-volt dryer receptacle with "Quick-Lok" terminals. 50/Ctn.



0224301

RANGE CORD

4', 50 amp cord w/three #6 and one #8 conductors with molded cap and terminal plugs. 12/Ctn.



0220306

SELF-CONTAINED POWER CONNECTOR (SCPC)

A simple two-piece system used to splice and tap solid and stranded non-metallic sheathed cable, quickly and easily



Perfect for electrical connection of the sections of a double wide home. The Splice connectors splice two cable segments together and replace butt connectors, wire nuts, and junction boxes used in traditional splice applications. Tap connectors operate similarly, used to support taps of existing cable segments, creating new branch circuits.

0225035

3-WIRE FEMALE PLUG

15 amp 125V furnished with cord clamp for heavy duty use. Standard plug with parallel prong. UL listed.



0223301 100/CTN.

3-WIRE MALE PLUG

Solid brass plug blades are firmly embedded in body. Terminal screw clamps are designed to contain wire and prevent binding. Terminal screws backed out – ready for wiring. Terminals in individual chambers to positively insulate conductors. Combination slot/Phillips head mounting and terminal screws ease installation.

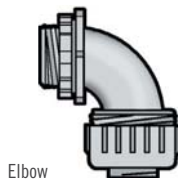
15 amp, 125V, thermoplastic rubber cord. Dia. .25 - .60". UL listed.



0223201

NON-METALLIC LIQUIDTITE FITTINGS

For use with non-metallic liquid tight conduit, Type B. Provides smooth connection, no sharp edges to strip wire. Wiring easily pulls through. Plastic material.



Elbow



Straight Connector

0220431 1/2" ELBOW
0220434 3/4" ELBOW
0220430 1/2" STRAIGHT CONNECTOR
0220433 3/4" STRAIGHT CONNECTOR

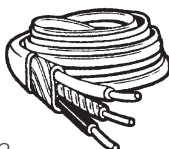
LIQUIDTITE FLEXIBLE NON-METALLIC CONDUIT

For electrical applications outside, inside and industrial uses including transformer connections, air conditioning and heating. Joins with metallic or non-metallic connectors, easy to cut conduit is impact resistant, chemical resistant and will not kink or fracture.

0220408 1/2" X 100' ROLL
0220432 3/4" X 100' ROLL



NON-METALLIC SHEATHED CABLE



- Uncoated copper conductors ASTM B-3
- Insulation Cresin-90 PVC compound, color-coded
- Two conductors are laid parallel with ground wire and paper separator
- Three conductors are twisted with cable fillers with wrapped ground wire to form round core
- Smooth 30 mil PVC jacket overall

Materials, test and construction in accordance with ANSI/UL 719 and Federal Specification J-C-30A.

0220425 8-2 NM W/GROUND, 125'
0220427 12-2 NM W/GROUND, 250'
0220424 10-2 NM W/GROUND, 250'

THERMOSTAT WIRE

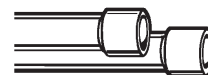
20 Gauge. UL Listed.



0220308 2 WIRE, 500' 0220313 8 WIRE, 250'

PVC CONDUIT

0220441 3/4" X 10"



PVC CONDENSATE P-TRAP

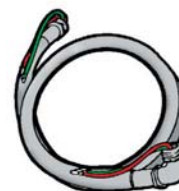
0100545 3/4"




ULTRA WHIPS – CONVENIENCE KIT

Quick wiring in three distinct colors for easy A/C hook-up. 90-degree connector is removable for straight connections (Straight connector not included). 1/2" x 4' THHN wire. Non-metallic connectors.

0220405 10 G, 1/2" X 4'; 6/CTN.
0220410 8 G, 1/2" X 4'; 6/CTN.
0220412 10 G, 1/2" X 6'; 6/CTN.



UNDERGROUND FEEDER CABLE



- Solid copper 2 or 3 conductors
- 90° PVC insulation, color coded, insulated conductors and bare ground laid parallel
- 600 Volts
- Sunlight resistant PVC jacket compound

Materials, test and construction in accordance with ANSI/UL 493 and Federal Specification J-C-30A.

0220426 10-2 UF W/GROUND, 250'

PANDUIT CORRUGATED LOOM TUBING

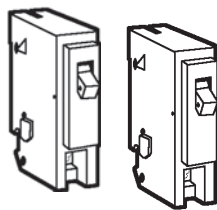
Slit 0.38 Inch (9.7 mm) Diameter x 100 Feet (30.5 Meters) Length, Material Polyethylene, Color Black, Product Type - Slit Wall Corrugated Loom Tubing, Inside Diameter 0.42 Inch, Outside Diameter 0.56 Inch, Temperature Range -40 to 122 Degrees Fahrenheit (-40 to 50 Degrees Celsius), Flammability Rating HB



0220575

HOMELINE CIRCUIT BREAKERS

10,000 Amperes RMS — UL listed Interrupting Rating 120/240Vac. 15-30 Ampere breakers are suitable for use with 60°C or 75°C conductors. 40-125 Ampere breakers are suitable for use with 75°C conductors.



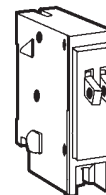
- 0220977 15 AMP, 1 POLE ◆ ▲
- 0220982 20 AMP, 1 POLE ◆ ▲
- 0220979 20 AMP, 2 POLE, COMMON TRIP ◆
- 0220980 30 AMP, 2 POLE, COMMON TRIP ◆
- 0220981 40 AMP, 2 POLE, COMMON TRIP ◆
- 0220985 35 AMP, 2 POLE, COMMON TRIP ◆
- 0220983 50 AMP, 2 POLE, COMMON TRIP ◆
- 0220984 60 AMP, 2 POLE, COMMON TRIP ◆



- ◆ - UL listed as SWD (switching duty) rated. Suitable for 120VAC fluorescent lighting loads.
- ▲ - UL listed as HACR type for use with air conditioning, heating and refrigeration equipment having motor group combinations and marked for use with HACR type circuit breakers.

HOMELINE TANDEM CIRCUIT BREAKERS

10,000 AIR — One Pole Tandem 120/240Vac (one space required). 15-20 Ampere one pole tandem breakers are suitable for use with 60°C or 75°C conductors. 15-30 Ampere two pole tandem breakers are suitable for use with 75°C conductors.

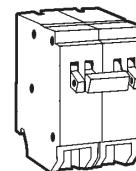


- 0220989 15 AND 20 AMP
- 0220978 20 AND 20 AMP
- 0220993 30 AND 15 AMP

HOMELINE QUAD TANDEM CIRCUIT BREAKERS

10,000 AIR — Two Pole Tandem 120/240Vac (two spaces required). Represents two 1-pole outer poles and one 2-pole inner breaker with common trip. 15-20 Ampere one pole tandem breakers are suitable for use with 60°C or 75°C conductors. 15-30 Ampere two pole tandem breakers are suitable for use with 75°C conductors.

- 0220995 TWO 15 AMP, 1 POLE, 25 AMP, 2 POLE
- 0220994 TWO 15 AMP, 1 POLE, 30 AMP, 2 POLE
- 0220986 TWO 20 AMP, 1 POLE, 30 AMP 2 POLE
- 0220987 TWO 20 AMP, 1 POLE, 40 AMP 2 POLE
- 0220988 TWO 20 AMP, 1 POLE, 50 AMP 2 POLE



DISCONNECT SWITCHES

- Fuses install into pull-out handle.
- Line, load, and ground terminals aligned for easy hook up with heavy wires.
- Reversible side-opening door.
- Indicator lights for blown fuses.
- Full dead front.
- Folding pivot locking tab.
- Knockouts accommodate three sizes (1/2", 3/4", and 1").
- Rear entry knockouts.
- Heavy gauge steel case.
- Standard 1/4" head screw on dead front.
- Large internal wiring space.
- Installs without removing internals.
- UL/CUL listed.
- Multi-lingual packaging.
- No sharp edges on the metal case.
- Center slotted hanging hole for easy level wall mounting.
- Tough epoxy powder coat finish — UV stabilized.
- Long-lasting plated copper electrodes.
- Operate and store positions for disconnect pull-out.

METALLIC					
PART #	DESCRIPTION	HP MAX	LINE	LOAD	EQUIP. GROUNDING TERMINALS AI/CU
0220406	60 AMP, NOT-FUSIBLE	10	#14-#3	#14-#3	(2) #14-#4
0220407	60 AMP, W/GFCI				
NON-METALLIC					
PART #	DESCRIPTION	HP MAX	LINE	LOAD	EQUIP. GROUNDING TERMINALS AI/CU
0220409	60 AMP, NOT-FUSIBLE*	3	#14-#3	#14-#3	(6) #14-#4

* Does not contain overcurrent protection. Suitable for use on systems with up to 10K RMS symmetrical amperes available fault current at 240 Vac when protected by a fuse or circuit breaker rated 60 Amperes or less.



AHB ELECTRIC PIPE HEATING CABLE

Pre-Assembled Sets



EASYHEAT®
Warming Your World

Freeze protection on metal and plastic pipe. Complete, ready-to-install system in one compact box.

CSA certified and UL listed. 120 VAC, 7 watts/ft., PVC inner insulation. Continuous ground braid, 3-wire grounded cord and plug (24") with weather-resistant PVC outer jacket, moisture-proof snap-action thermostat. "On" at approximately 38° F and "Off" at approximately 45° F.



SELECTION TABLE FOR AHB MODELS				
STOCK #	HEATED SECTION LENGTH IN FEET	WATTS	AMPS 120V ONLY	UL & CSA LISTED AUTOMATIC CABLE W/THERMOSTAT 120VAC
S.O.	3	21	.2	AHB-013
0270515	6	42	.4	AHB-016
0270516	9	63	.5	AHB-019
0270517	12	84	.7	AHB-112
0270518	15	105	.9	AHB-115
0270519	18	126	1.1	AHB-118
0270520	24	168	1.4	AHB-124
0270521	30	210	1.8	AHB-130
S.O.	40	280	2.3	AHB-140
S.O.	60	420	3.5	AHB-160
S.O.	80	560	4.7	AHB-180

SELF-REGULATING, CUT-TO-LENGTH CABLE



Freeze Free® Cable – Self-regulating pipe heating cable that automatically varies its heat output with changes in surrounding temperature. Freeze Free cable helps keep plastic and metal water pipes from freezing to -60°F/-51°C. A braided metal jacket provides an electrical ground as well as protection against damage in dry locations. Freeze Free cable is available on reels of 100 feet, 300 feet and 500 feet and can be cut to desired lengths per application.

Pre-packaged lengths of 5 feet and 15 feet are also available.

3 watts per foot, 120 VAC at 50°F; 75-foot maximum circuit length, 3-foot minimum circuit length.

- 0272305 100' REEL
- 0272306 300' REEL
- 0272304 500' REEL

PRE-PACKAGED KITS

Custom pipe freeze protection at off-the-reel prices! Choose pre-packaged systems or for longer cable needs, just cut off the required length from the reel dispenser and attach plug, packaged separately. Freeze-Free uses a self-regulating conductive core that reacts to changes in temperature, needing no thermostat.



Patented fused plug—the same quality connector used by the industry since 1992—installs in minutes with basic household tools. Approved for use on both plastic and metal to -20° F. UL listed.

Kits contain indicated length of Freeze-Free Cable, one fused plug kit, (1) instruction sheet and (1) set of warning labels.



0272314 5' KIT; 5/CTN.
0272316 15' KIT; 5/CTN.

FUSED PLUG KITS

- Grounded 30" cord-set requires less heating cable
- Power indicator light shows that power gets to the plug and indicates an intact fuse
- UL System Listed
- Pipe mounting brackets for easy attachment to typical water pipes
- Built-in, fast-reaction fuse
- Same reliability
- Easy to install: just insert the cable into the plug and tighten the screws
- Now supports up to 75 feet of Freeze Free cable



0272307 KIT, CLAM SHELL
0272317 KIT; BULK
0272310 END CAPS, 5/BAG; 10/CTN.



FLOOR DISPLAY



Freeze Free Display


Display contains 100' feet of cable with a pegboard holder, ten plugs and an attractive header with a supply of application guides. Other Freeze Free items can be added to complete an effective sales center.

0272308 SALES CENTER

THERMOSTAT

- 35°F Automatic "On"
- 45°F Automatic "Off" (approximately)
- Controls any 120 volt heater, heating cables, engine heaters, electric heaters, heat lamps

No special wiring, easy to install—just plug it in. Reduces energy consumption. One outlet with an indicator light to let you know unit is functioning. 1800 watts maximum, 15 amps, 120 volts.



0272318



NOTE: USE ON SPECIFIC VOLTAGE ONLY; MAKE SURE ELECTRICAL OUTLET IS NOT OVERLOADED.